

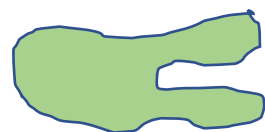
Day 13 Daily Challenge: Desert Island Map

You are going to design and create your own desert island.

You could either draw it on a large piece of paper or you could make it using junk materials and toys you have to hand.

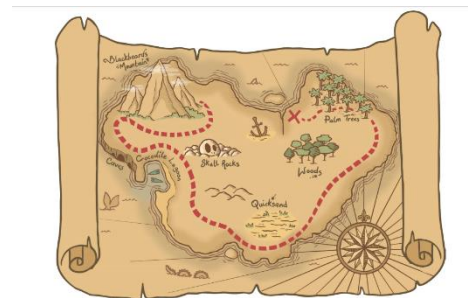
Remember - there is no right or wrong - this is your desert island.

1. Draw the outline of your desert island. You may want to have a go at a few shapes...

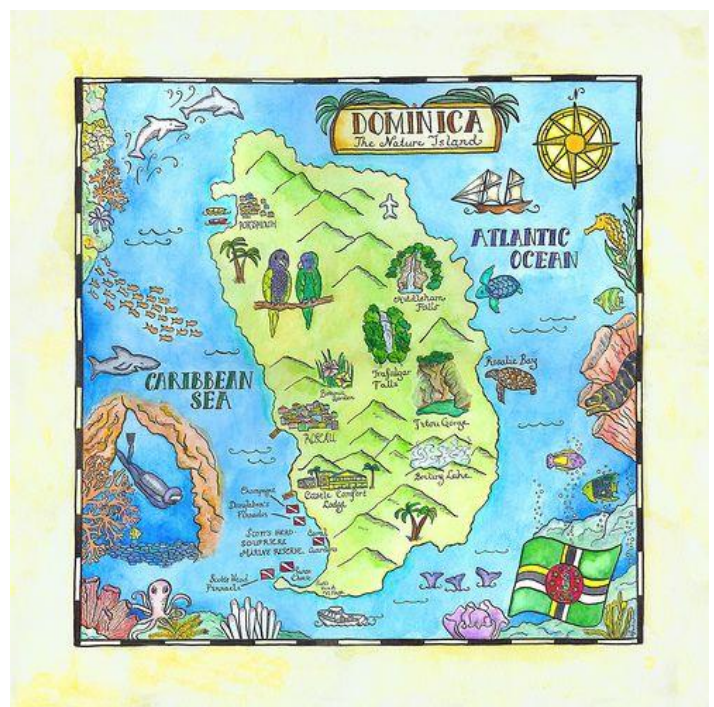


2. Now add some landmarks. These might include:

- quick sand
- forest
- mountain
- snake pit
- lake and river to the sea
- cove/inlet/natural harbour area



3. Illustrate your island. You could simply add and label your landmarks, or you could use illustrations and more detail.



4. Now you need to decide on a good place to settle and build your shelter or den. What reasons can you give for why you decided on the location you did?